The background features several large, overlapping, colorful swirls in shades of green, purple, and light blue. Interspersed among these swirls are numerous small, yellow, starburst or triangular shapes, some pointing towards the center and others pointing outwards, creating a vibrant and dynamic visual effect.

# Pratham Learning Material.

**Reading Material.**

# Testing tool

## पढ़ने की जाँच (2)

Std II Level

कहानी

रमेश और महेश मित्र थे। एक दिन वे दोनों आम के बगीचे में घूमने गये। अचानक दोनों ने वहाँ साँप और नेवले को लड़ते हुये देखा। उन्होंने लड़ाई रोकने के लिये एक तरीका निकाला। महेश ने जल्दी से नेवले की ओर लकड़ी फेंकी। नेवला डर कर भाग गया। साँप भी बिल में छिप गया। रमेश और महेश यह देखकर खुश हुये।

Std I Level

अनुच्छेद

गाँव में एक सड़क है।  
वह काफी पुरानी है।  
उसमें पानी भर जाता है।  
इससे सब दुखी हैं।

अक्षर

द क च  
ब ल  
थ ह त  
म ख

शब्द

हीरा कैसा  
शेर  
नानी भालू  
काम पीला  
फूल  
दिन मोर

The testing tool is used to measure the learning level of a child.



# Barakhadi Chart

## बारहखड़ी

प्रथम

अ	आ	इ	ई	उ	ऊ	ए	ऐ	ओ	औ	अं	अः
क	का	कि	की	कु	कू	के	कै	को	कौ	कं	कः
ख	खा	खि	खी	खु	खू	खे	खै	खो	खौ	खं	खः
ग	गा	गि	गी	गु	गू	गे	गै	गो	गौ	गं	गः
घ	घा	घि	घी	घु	घू	घे	घै	घो	घौ	घं	घः
च	चा	चि	ची	चु	चू	चे	चै	चो	चौ	चं	चः
छ	छा	छि	छी	छु	छू	छे	छै	छो	छौ	छं	छः
ज	जा	जि	जी	जु	जू	जे	जै	जो	जौ	जं	जः
झ	झा	झि	झी	झु	झू	झे	झै	झो	झौ	झं	झः
ट	टा	टि	टी	टु	टू	टे	टै	टो	टौ	टं	टः
ठ	ठा	ठि	ठी	ठु	ठू	ठे	ठै	ठो	ठौ	ठं	ठः
ड	डा	डि	डी	डु	डू	डे	डै	डो	डौ	डं	डः
ढ	ढा	ढि	ढी	ढु	ढू	ढे	ढै	ढो	ढौ	ढं	ढः
ण	णा	णि	णी	णु	णू	णे	णै	णो	णौ	णं	णः
त	ता	ति	ती	तु	तू	ते	तै	तो	तौ	तं	तः
थ	था	थि	थी	थु	थू	थे	थै	थो	थौ	थं	थः
द	दा	दि	दी	दु	दू	दे	दै	दो	दौ	दं	दः

This is the phonetic chart that enables children to recognize “akshar” (letters) and matras (vowel sounds).

Used mostly by beginner-level, letter-level and word-level children.

# Barakhadi Card

क

क का कि की कु कू के कै को कौ कं कः

काला

किशमिश

लौकी

कूद

कुआँ

केला

कौआ

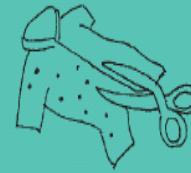
कंगन



काला कौआ।



केले को काटो।

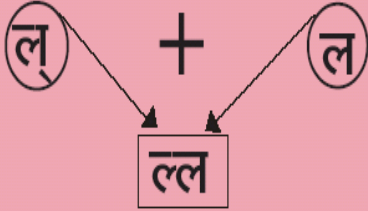


कैंची से कमीज़ काटो।



केशव की कंघी।

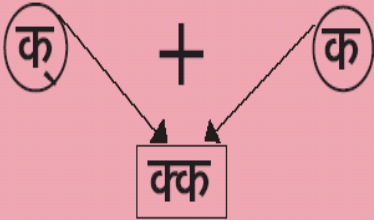
# Samyukt Akshar Cards



लल्लू उल्लू कल्लू



उल्लू पेड़ पर बैठा है।  
लल्लू, कल्लू का भाई है।  
उसने चुल्लू से पानी पिया।  
वह कुल्लू मनाली घूमने गई।  
उसने पल्लू सिर पर डाला।



चक्का पक्का मक्का




आज हमने मक्के की रोटी खाई।  
चक्की से आटा पिसवा कर लाओ।  
साईकिल का चक्का पंचर हो गया।  
राहुल तो हक्का-बक्का रह गया।  
पतीले का ढक्कन हटा दो।

This card has alphabets and words that use that alphabet. The illustrations help the child to read. This card is useful for children who are just beginning to decode words. Every alphabet is used in these colourful, illustrated cards.

# Matra Cards



आ



आम	खाट	बाल	राजा	पकड़ा
आग	जाट	साल	रचा	लड़का
आटा	जाल	डाल	नचा	तबला
काट	चाल	शाम	बचा	बाजा

These cards are used to understand the use of matras with other akshar/letters.


# Paragraph Cards

सूरज एक तारा है।  
यह हमें रोशनी व गर्मी देता है।  
यह धरती से बहुत दूर है।  
धरती इसके चारों ओर घूमती है।  
लेकिन हमें पता क्यों नहीं चलता है?



गेंद ऊपर उछल कर नीचे क्यों आती है?  
सेब टूट कर नीचे क्यों गिरता है?  
चाँद सदा धरती के आसपास क्यों घूमता है?  
हम धरती पर कैसे चलते हैं?  
क्या धरती में कोई चुंबक लगा है?

रात में तारे बहुत प्यारे लगते हैं।  
ये सारी रात टिमटिमाते रहते हैं।  
इनमें ध्रुव तारा भी होता है।  
तारे दिन में भी निकलते हैं।  
लेकिन ये दिन में दिखाई नहीं देते।



आओ एक आकाश बनाते हैं।  
माँ की चुनरी को फेलाते हैं।  
मिलकर तारों को बिपकाते हैं।  
बीच में चंदा मामा सजाते हैं।  
वाह कितना सुन्दर आकाश!

These cards are extremely useful for early readers. Each paragraph has four simple connected sentences on a particular topic. These paragraphs provide excellent reading “practice” for children who are learning to read



# Story Cards

## एक से दो भले

बहुत पुरानी बात है, एक आदमी एक जंगल से अकेला गुजर रहा था। वह अपनी धुन में मस्त चला जा रहा था कि उसे एक आवाज़ सुनाई दी, "भैया, ओ भैया! अकेले कहां जा रहे हो? मुझे भी साथ ले लो।" आदमी ने इधर-उधर देखा तो उसे एक डाल पर बैठा बंदर दिखाई दिया। आदमी ने कहा- "क्यों जी, क्या तुम मुझ से बोले?" बंदर बोला, "हां भैया, मुझे भी साथ ले लो। न जाने सफर में कब, क्या ज़रूरत पड़े और मैं काम आऊं, सुना है न, एक से दो भले।" बंदर की बात सुनकर आदमी को हंसी आ गई। वह बोला, "तुम छोटे से जानवर, क्या काम आओगे? लेकिन खैर चलो, एक से दो भले।" बंदर कूद कर आदमी के कंधे पर बैठ गया और दोनों आगे चल दिये।

! चलते-चलते पूरा दिन निकल गया और उन्हें कुछ खाने को नहीं मिला,



Story Cards are for the highest level children. They are not only used to help the children increase their reading skills, but the set of questions provided at the end test their comprehension abilities as well.

# AAPKA MATLAB

आप का मतलब?



आग बबूला होना

\* राजेश को घर में देखकर नीतू आग बबूला हो गई।



अब घर में आग की कभी कमी नहीं होगी!

क्या आप इसका सही मतलब समझ पाये? समझकर एक वाक्य में लिखें!

आप का मतलब?



उल्टा चोर कोतवाल को डाँटे

\*पड़ोसी ने मेरे घर के सामने कूड़ा डाला और मुझे ही बुरा-भला कहने लगा, यानी उल्टा चोर कोतवाल को डाँटे।



आज कल ऐसा ही होता है नैया !

क्या आप इसका सही मतलब समझ पाये? समझकर एक वाक्य में लिखें!

An exercise to understand proverbs in a fun way.


The background features several large, stylized, overlapping swirls in shades of light green, light purple, and light blue. Interspersed among these swirls are numerous small, yellow, starburst-like shapes, each consisting of several sharp points radiating from a central point. The overall aesthetic is bright and celebratory.

# **Math Material**

# Math Testing Tool

Testing tool to test the level of the child.

अंक पहचान 1-9	संख्या पहचान 11-99	घटाव	भाग
2 7	76 58	$\begin{array}{r} 74 \quad 63 \\ - 56 \quad - 34 \\ \hline \end{array}$	$8 \overline{) 993}$
3 5	69 99	$\begin{array}{r} 47 \quad 84 \\ - 29 \quad - 35 \\ \hline \end{array}$	$6 \overline{) 758}$
9 8	34 61	$\begin{array}{r} 41 \quad 32 \\ - 15 \quad - 15 \\ \hline \end{array}$	$7 \overline{) 865}$
4 1	46 84	$\begin{array}{r} 36 \quad 68 \\ - 18 \quad - 49 \\ \hline \end{array}$	$4 \overline{) 658}$
दोष त्रुटि, जिनमें 4 तारी होनी चाहिए।	दोष त्रुटि, जिनमें 4 तारी होनी चाहिए।	दोष त्रुटि, जिनमें 4 तारी होनी चाहिए।	दोष त्रुटि, जिनमें 4 तारी होनी चाहिए।



# Number Chart

1 से 100 तक गिनती

1	2	3	4	5	6	7	8	9	10
11	12	13	14	15	16	17	18	19	20
21	22	23	24	25	26	27	28	29	30
31	32	33	34	35	36	37	38	39	40
41	42	43	44	45	46	47	48	49	50
51	52	53	54	55	56	57	58	59	60
61	62	63	64	65	66	67	68	69	70
71	72	73	74	75	76	77	78	79	80
81	82	83	84	85	86	87	88	89	90
91	92	93	94	95	96	97	98	99	100

The number chart is  
Used to understand  
and learn numbers.



# Number Card

2 से 10 तक पहाड़े									
1	2	3	4	5	6	7	8	9	10
2	4	6	8	10	12	14	16	18	20
3	6	9	12	15	18	21	24	27	30
4	8	12	16	20	24	28	32	36	40
5	10	15	20	25	30	35	40	45	50
6	12	18	24	30	36	42	48	54	60
7	14	21	28	35	42	49	56	63	70
8	16	24	32	40	48	56	64	72	80
9	18	27	36	45	54	63	72	81	90
10	20	30	40	50	60	70	80	90	100

संख्या पहचान 1 से 9 लाख					
1,00,000	10,000	1,000	100	10	1
2,00,000	20,000	2,000	200	20	2
3,00,000	30,000	3,000	300	30	3
4,00,000	40,000	4,000	400	40	4
5,00,000	50,000	5,000	500	50	5
6,00,000	60,000	6,000	600	60	6
7,00,000	70,000	7,000	700	70	7
8,00,000	80,000	8,000	800	80	8
9,00,000	90,000	9,000	900	90	9

Number cards to teach tables and number recognition

# Math Word Problem



सड़क बनाने में पहले दिन 79 तथा दूसरे दिन 67 मज़दूर कार्य पर लगे। बताओ, दोनों दिन कुल कितने मज़दूर कार्य पर लगे ?

एक ड्रम में 70 लीटर तेल आता है। ऐसे 38 ड्रमों में कितने लीटर तेल आएगा ?

एक दुकानदार के पास 69 पुस्तकें थीं। उनमें से उसने 35 पुस्तकें बेच दीं। बताओ, उसके पास कितनी पुस्तकें बची हैं ?

यदि 5 किताबों की कीमत 75 रुपये है, तो 1 किताब की कीमत क्या होगी?

Activity Cards for practicing word problems

# Word Problems(aao sochein)



मेरे बस्ते में 4 हिन्दी की और 5 गणित की कापियाँ हैं। बताओ मेरे बस्ते में कुल कितनी कापियाँ हैं?



एक बगीचे में 3 आम और 7 जामुन के पेड़ हैं। बताओ बाग में कुल कितने पेड़ हैं?



Word Problems for practice.

# Trading Card



Each card has 12 products in the form of pictures in boxes (see left). Each product is then used in a game where children are taught how to buy and sell through a trading game.

Makes math more fun and helps children learn how to do calculation

# Currency Notes

Currency notes used to simulate transactions.

Trading cards, were bought and sold. This made learning of math fun!





# Other Material

- Blackboard
- Chalk box
- Manual
- Activity booklet
- Bandal Tilli

The background features a white surface with several large, colorful, abstract swirls in shades of purple, green, and blue. Interspersed among these swirls are numerous small, yellow, starburst-shaped triangles pointing in various directions.

# **English material**



# Testing tool

## Reading Test (1)

Std II Level

Story

Sarah is a little girl. She had a pretty doll. She loved playing with her doll. One day the doll fell from her hand to the floor. It broke into many pieces. Salma was very sad. She cried a lot. Her mother gave her another doll. Now she is happy again.

Std I Level

Para

Raja goes to the market.  
It is very far away.  
He takes the bus.  
The bus takes four hours.

Letter

m t z  
f k  
o a h  
d p

Word

both step  
cup  
out rope  
dog hat  
key  
wish doll

Tools used to find the level of the child.  
The 5 Levels being:  
Story.  
Paragraph.  
Word.  
Letter.  
Beginner.



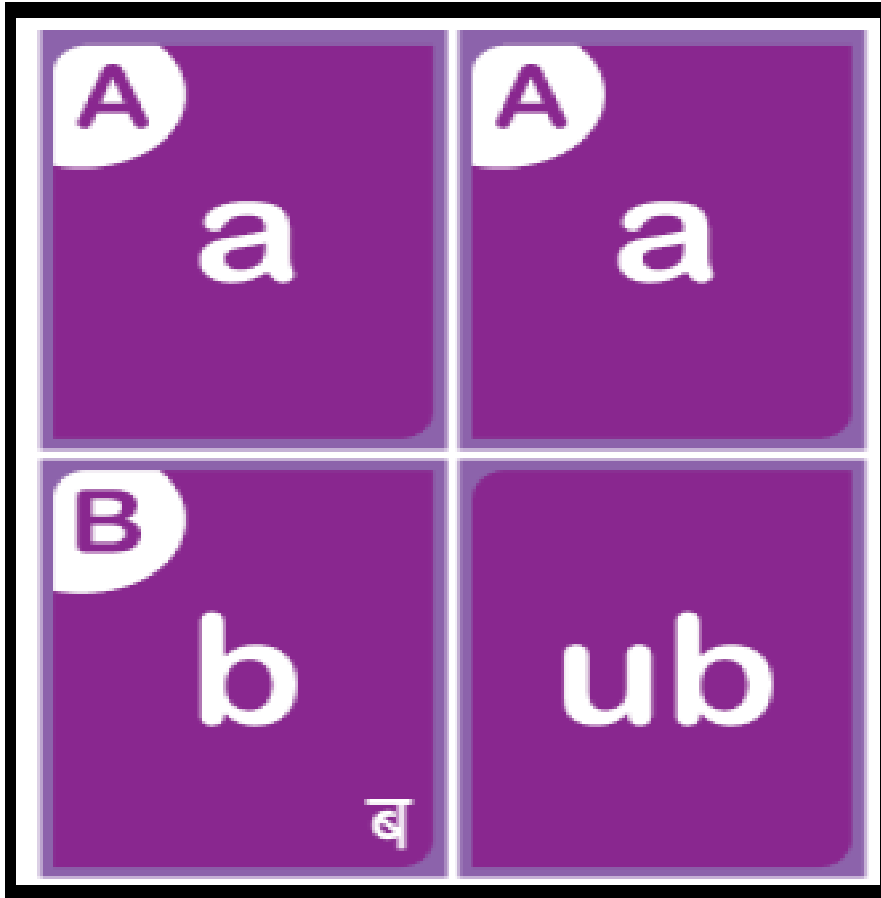
# Manual

The English manual includes the goals, objectives and a step by step instruction on how to teach the “reading and conversation” syllabus for every week.

Attached with the manual are chants and poems that the teacher can refer to while teaching the concepts given in the syllabus.

The booklet also has instructions and testing tools to test children on their ability

# Alphabet Cards



Each alphabet card displays one letter from A TO Z in capital as well as small case. The consonants are shown along with the hindi sound. This helps the children to recognize and understand the alphabets better with their respective sounds.

# CONSONANT WORD CARDS

## B b

Start	Middle	End
Bat	Table	Milk
Big	Number	Rub
Ball	Public	Tub
Bank	Rabbit	Club
Book	Stable	Comb
Banana	Cobbler	Crib
Basket	Library	Crab
Border	Plumber	Lamb
Bottle	Notebook	Climb
Boatman	Twilight	Thumb

## C c

Start	Middle	End
Cup	Local	Logic
Coll	Pencil	Magie
Coat	Lacoste	Piano
Copy	Apricot	Tonic
Camera	Decline	Folio
Candle	Incline	Garlic
Coffee	Percent	Public
Cinema	Recover	Tragic
Cupboard	Medicine	Atlantic
Comfortable	Principle	Magnetic

## D d

Start	Middle	End
Day	Madam	Add
Dog	Under	Sat
Dark	Cradle	Field
Draw	Leader	Head
Drop	Modest	Wood
Duck	Needle	Sold
Dress	Powder	Stood
Dinner	Bandage	Behind
Doctor	Thunder	Garland
Duster	Conductor	Blackboard

## F f

Start	Middle	End
Fan	Gift	Get
Fall	Left	Leaf
Fish	Shift	Boof
Flag	Coffee	Brief
Frock	Effort	Gift
Farmer	Profit	Scarf
Finger	Comfort	Stay
Fossil	Perfect	Dandruff
Friday	Different	Machief
Football	Confidence	Bookshelf

These cards serve a dual purpose. On one hand they provide a list of words with each consonant (where the consonant is used in the beginning, middle and end).

Secondly, they can be used for reference for a list of bigger words that are used in an exercise with the children where such words are broken into small words according to their syllable split. For example, the word 'Conductor' is broken into 'con' + 'duc' 'tor'.



READ  
JAMES A. COOPER



READ  
JAMES A. COOPER

# Vowel word cards

Aa			
at	an	ap	ab
Bat	Ban	Cap	Cab
Cat	Can	Gap	Dab
Hat	Fan	Lap	Gab
Mat	Man	Map	Lab
Fat	Ran	Rap	Blab
Rat	Van	Tap	Crab
Sat	Plan	Flap	Drab
Chat	Scan	Crap	Flab
Flat	Span	Snap	Slab
Spat	Swan	Strap	Stab

ad	ag	am	ax
Bad	Bag	Dam	Fax
Cad	Fag	ham	Lax
Dad	Lag	Jam	Max
Fad	Nag	Mam	Tax
Lad	Rag	Cram	Wax
Mad	Tag	Lamb	Slax
Sad	Drag	Pram	
Blad	Flag	Slam	
Clad	Slog	Sham	
Glad	Stag	Spam	

Vowels produce different sounds when used with different words. For example: A makes 4 sounds Bat ,Bar, Saw, Say.

Vowel word help children to recognize and learn these sounds made by every vowel by providing them with a comprehensive list of such words. The card includes different vowel-consonants combination in the end of the word of ever combination like: for

“a”, ab<ad<ag<am<an<ap<at<ax.

# Picture Cards.



These flash cards are used for with every Conversation concept taught. They are used to teach and practice the pattern of question and answer with each topic.

For example, a picture flash card can be used by a teacher to ask the children a question based on 'She'. For instance – Teacher: (holding the picture of a girl jumping) “Is SHE a jumping?”



# Sentence Cards

These cards are extremely useful for early readers.

There are two types of Sentence Cards. For those that have recently progressed from Word to Sentence levels, the first set of sentence cards are made of words that use only one vowel.

For slightly higher levels of sentence users, the second set of these cards provide more advanced words and sentences to read and practice with.

He has a new pen.

She ran to the van.

Is it hot in May?

The rat sat on the mat.

The dog sat by the log.

She sat in a big bus.

The fox runs fast.

The bug is on the rug.

The fat rat bit my toe.

The cub is in the tub.

The man has a big bag.

I saw a big red bus.

Can you dig a big pit?

My big bag has a zip.

Raj and his son go for a run.

A man and a dog jog in the fog.

We lit the lamp.

Is that a bat?

The sky is blue.

I am very tall.



READ  
JAMMU & KASHMIR



READ  
JAMMU & KASHMIR

# Paragraph Cards.

I can eat.

I can sing.

I can talk.

I can walk.

---

We can play.

We can jump.

We can run.

Let us have fun.

---

Fish can swim.

Birds can fly.

I cannot fly.

I can swim.

This is a rose.

It is red.

That is the sky.

It is blue.

---

That is a bird.

It can fly.

That is a kite.

Both are in the sky.

---

What is this?

This is a skirt.

What is that?

That is a bird.

As the children get more familiarized with the use of the English language, they are naturally progressed from reading sentences, to paragraphs.

These colourful paragraph cards provide the initial fodder to improve reading skills.



READ  
JAMMU & KASHMIR



READ  
JAMMU & KASHMIR

# Story Cards

## Questions

1. What was Mama doing?
2. Who asked Mama if she could help?
3. What was Rinku doing with the wool?
4. What did the swan do when it heard the clap?
5. What did Rinku do when the ball of wool slipped fell from the sky?



## A Ball of Wool

Mama was sitting in the sun.  
She was rolling wool into a ball.  
Rinku asked if she could help.



Story Cards for the highest level of English users in the 'Angrezi A to Z' project. They are not only used to help the children increase their reading skills, but the set of questions provided at the end test to improve their comprehension abilities as well.

Written by Sarveshwar Vigneshan, Illustrated by Vikas Parulekar  
English translation by Sakshi Banerjee



Pratham Books | 011-66884113  
www.prathambooks.org | info@prathambooks.org

# Picture Comprehension Cards.



- Q. Where are the birds?
- Q. Is the boy running after butterflies?
- Q. What is in the pond?
- Q. Are there four trees?
- Q. Who has caught two fish?
- Q. What colour is the house?



1040  
JABALI & KADAMAR

- These cards also test the comprehension and conversational skills the children have learned through the English project. The pictures have a list of questions that the teacher can ask the children that test their sentence creation abilities.

# Number Cards.

1 One	2 Two	3 Three	4 Four	5 Five
6 Six	7 Seven	8 Eight	9 Nine	10 Ten
11 Eleven	12 Twelve	13 Thirteen	14 Fourteen	15 Fifteen
16 Sixteen	17 Seventeen	18 Eighteen	19 Nineteen	20 Twenty

Number cards show digits from 1-100 as numerals and words. These Cards help children to learn their count and their spellings as well.



READ  
JAMMU & KASHMIR