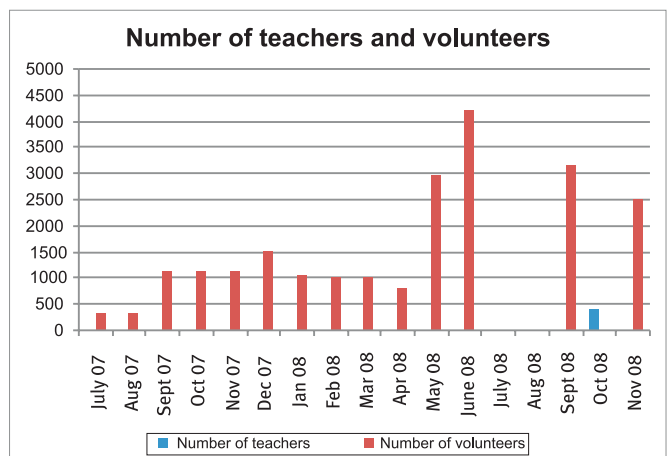
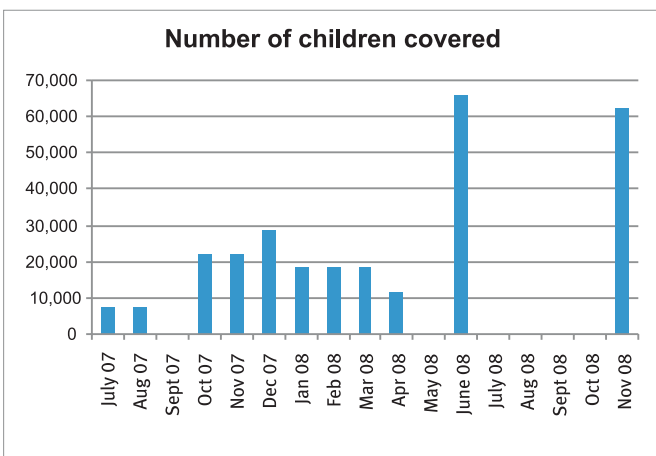
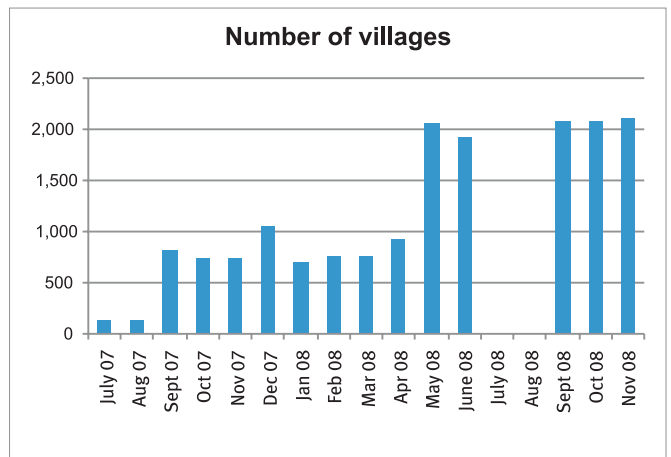
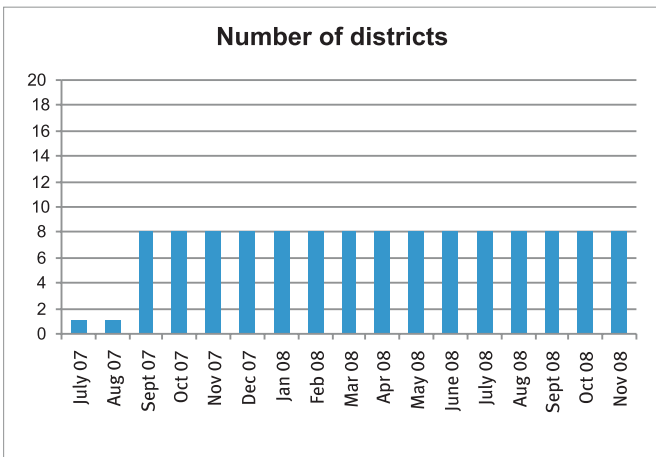
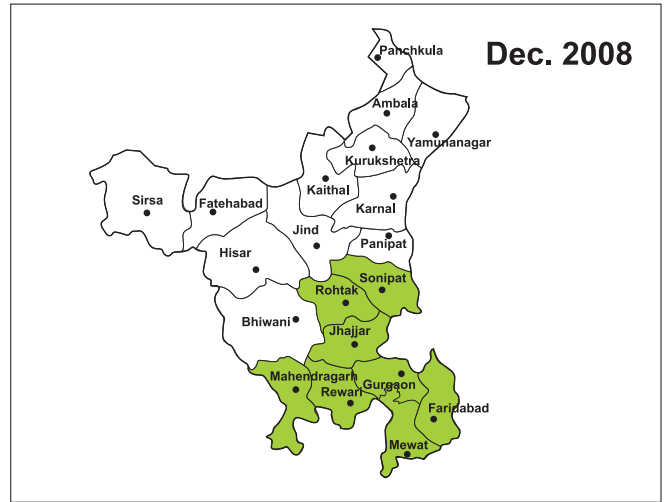
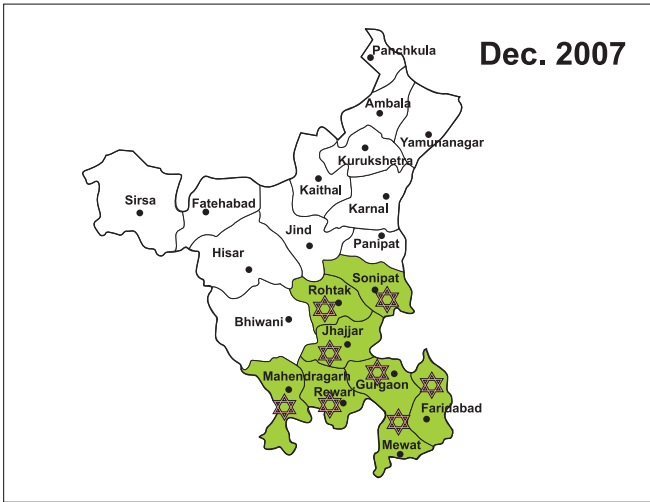




# HARYANA



|                                   | JUN 2007-JUL 2008 | AS % OF TOTAL | JUL 2008-DEC 2009 | AS % OF TOTAL |
|-----------------------------------|-------------------|---------------|-------------------|---------------|
| <b>PERSONNEL</b>                  | 1,397,800         | 38            | 1,049,357         | 41            |
| <b>TEACHING LEARNING MATERIAL</b> | 882,513           | 24            | 426,599           | 17            |
| <b>TRAINING, MONITORING, EVAL</b> | 566,397           | 15            | 378,189           | 15            |
| <b>ADMIN AND MANAGEMENT</b>       | 839,697           | 23            | 684,783           | 27            |
| <b>TOTAL</b>                      | 3,686,407         | 100           | 2,538,928         | 100           |

June 08: Summer camp was implemented.

July- Aug 08: Evaluation and re casting of Pratham team at all levels.

Sept-Oct 08: Mobilisation, training of volunteers, teachers and preparation for the next programme cycle at all levels.

# HARYANA

## READING

| READING - ASER 2008                          |         |        |      |      |       |       |
|--|---------|--------|------|------|-------|-------|
| GOVERNMENT SCHOOLS : % CHILDREN WHO CAN READ |         |        |      |      |       |       |
| Std  | NOTHING | LETTER | WORD | PARA | STORY | TOTAL |
| 1  | 46.4    | 38.4   | 9.0  | 2.7  | 3.5   | 100   |
| 2  | 16.3    | 37.5   | 27.0 | 12.3 | 6.8   | 100   |
| 3  | 5.6     | 18.9   | 29.5 | 24.8 | 21.3  | 100   |
| 4  | 3.0     | 10.3   | 18.0 | 25.5 | 43.1  | 100   |
| 5  | 1.4     | 5.6    | 10.0 | 22.0 | 61.1  | 100   |
| 6  | 0.7     | 2.2    | 5.0  | 16.9 | 75.3  | 100   |
| 7  | 0.9     | 1.6    | 3.2  | 11.1 | 83.3  | 100   |
| 8  | 1.0     | 0.8    | 1.9  | 9.8  | 86.5  | 100   |
| Total  | 9.3     | 14.6   | 13.4 | 16.1 | 46.6  | 100   |

| ASER 2007                                    |         |        |      |      |       |       |
|--|---------|--------|------|------|-------|-------|
| GOVERNMENT SCHOOLS : % CHILDREN WHO CAN READ |         |        |      |      |       |       |
| Std  | NOTHING | LETTER | WORD | PARA | STORY | TOTAL |
| 1  | 41.3    | 38.5   | 12.8 | 2.4  | 5.0   | 100   |
| 2  | 15.1    | 32.4   | 30.3 | 12.2 | 10.0  | 100   |
| 3  | 6.7     | 19.4   | 28.5 | 22.0 | 23.5  | 100   |
| 4  | 3.6     | 8.7    | 19.6 | 24.6 | 43.6  | 100   |
| 5  | 1.9     | 3.4    | 9.6  | 19.9 | 65.2  | 100   |
| 6  | 1.1     | 1.5    | 5.1  | 13.1 | 79.3  | 100   |
| 7  | 0.7     | 1.1    | 2.3  | 7.9  | 87.9  | 100   |
| 8  | 0.5     | 0.9    | 1.9  | 6.3  | 90.5  | 100   |
| Total  | 9.4     | 13.9   | 14.3 | 13.9 | 48.6  | 100   |

## CHANGES OBSERVED IN READING AND MATHEMATICAL ABILITIES IN CHILDREN FROM STD 1-5

### Reading abilities

There were no improvements in the reading abilities of children in Haryana.

### Mathematical abilities

The percentage of children in Std. 1 who can recognize numbers and more rose from 38% in 2006 to 57% in 2008 and those in Std. 2 increased from 72% to 85% for the same period. For children in Std. 3 and Std. 4 the percentage of children who can do subtraction or more jumped from 44% to 70% and from 68% to 82% from 2007 to 2008.

Pratham currently has a very small scale program in part of 8 districts out of 20 districts in the state. Pratham has no collaboration with the government in Haryana.

## ARITHMETIC

| ASER 2008                               |         |                   |       |          |        |       |
|---|---------|-------------------|-------|----------|--------|-------|
| GOVERNMENT SCHOOLS : % CHILDREN WHO CAN |         |                   |       |          |        |       |
| Std                                     | NOTHING | RECOGNISE NUMBERS |       | SUBTRACT | DIVIDE | TOTAL |
|   |         | 1-9               | 10-99 |          |        |       |
| 1                                       | 42.9    | 41.5              | 10.2  | 3.1      | 2.3    | 100   |
| 2                                       | 15.0    | 42.8              | 27.8  | 10.4     | 4.1    | 100   |
| 3                                       | 5.6     | 24.6              | 34.2  | 24.3     | 11.5   | 100   |
| 4                                       | 2.4     | 15.5              | 23.0  | 28.9     | 30.2   | 100   |
| 5                                       | 1.3     | 7.0               | 16.6  | 29.5     | 45.7   | 100   |
| 6                                       | 0.8     | 3.0               | 11.5  | 24.7     | 60.0   | 100   |
| 7                                       | 1.1     | 1.0               | 7.3   | 19.3     | 71.3   | 100   |
| 8                                       | 1.0     | 1.2               | 6.2   | 14.7     | 76.9   | 100   |
| Total                                   | 8.6     | 17.4              | 17.7  | 19.7     | 36.6   | 100   |

| ASER 2007                               |         |                   |       |          |        |       |
|---|---------|-------------------|-------|----------|--------|-------|
| GOVERNMENT SCHOOLS : % CHILDREN WHO CAN |         |                   |       |          |        |       |
| Std                                     | NOTHING | RECOGNISE NUMBERS |       | SUBTRACT | DIVIDE | TOTAL |
|   |         | 1-9               | 10-99 |          |        |       |
| 1                                       | 39.5    | 38.5              | 15.1  | 2.5      | 4.3    | 100   |
| 2                                       | 14.1    | 33.0              | 32.4  | 12.4     | 8.1    | 100   |
| 3                                       | 7.4     | 18.2              | 30.3  | 26.1     | 18.1   | 100   |
| 4                                       | 4.5     | 9.2               | 18.2  | 32.8     | 35.3   | 100   |
| 5                                       | 2.5     | 4.4               | 11.1  | 28.3     | 53.8   | 100   |
| 6                                       | 1.3     | 2.3               | 7.0   | 19.7     | 69.7   | 100   |
| 7                                       | 1.1     | 1.3               | 4.2   | 15.1     | 78.3   | 100   |
| 8                                       | 0.6     | 0.8               | 2.7   | 10.2     | 85.8   | 100   |
| Total                                   | 9.3     | 14.1              | 15.6  | 18.7     | 42.3   | 100   |

